



**PROVEX**

comfort in the bathroom



Our vision	<b>2-3</b>
Story	<b>4-5</b>
Italian design	<b>6-7</b>
Customer care	<b>8</b>
Know How	<b>9</b>
Comfort and Quality	<b>10-11</b>
Curiosity	<b>12-13</b>
Our common success	<b>171</b>

# I ND EX

## SHOWER PLEASURE

Modula	<b>20-27</b>
Flat	<b>28-35</b>
Iunix	<b>36-45</b>
X-Line	<b>46-57</b>
E-Lite	<b>58-63</b>
Combi	<b>64-73</b>
Jolly	<b>74-85</b>
Vario	<b>86-93</b>
Look	<b>94-103</b>
Soft	<b>104-111</b>
S-Lite	<b>112-119</b>
Toga	<b>120-129</b>
Arco	<b>130-139</b>
Classic	<b>140-147</b>

## FEEL COMFORT

Serie 500	<b>150-155</b>
Serie 400	<b>156-159</b>
Serie 300	<b>160-163</b>
Serie 250	<b>164-167</b>
Serie 200	<b>168</b>
Serie 150	<b>169</b>
Serie 100	<b>170</b>



# PROVEX

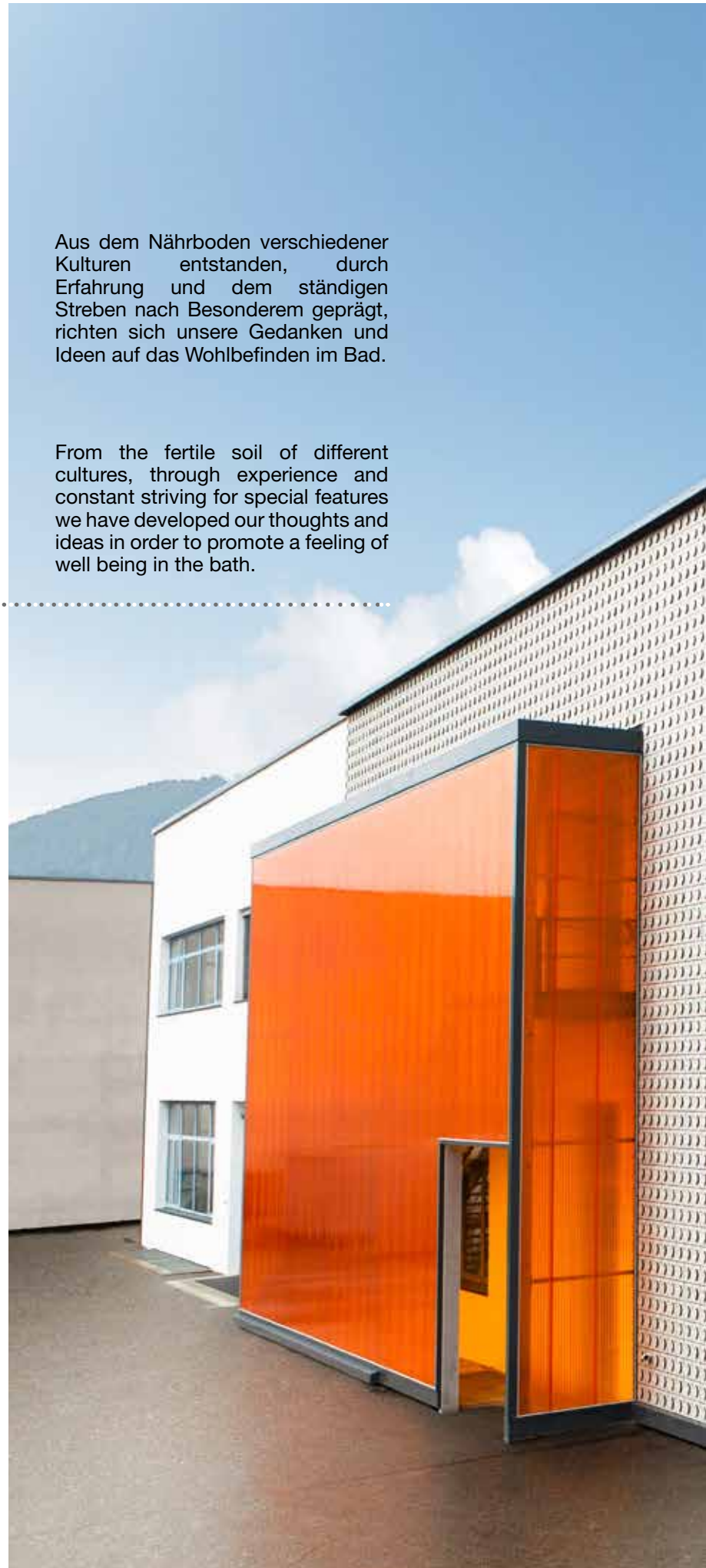
comfort in the bathroom

Frutto di diverse culture, caratterizzati da esperienza e costante impegno nella ricerca di originalità, il nostro impegno è rivolto al benessere nel bagno.



Aus dem Nährboden verschiedener Kulturen entstanden, durch Erfahrung und dem ständigen Streben nach Besonderem geprägt, richten sich unsere Gedanken und Ideen auf das Wohlbefinden im Bad.

From the fertile soil of different cultures, through experience and constant striving for special features we have developed our thoughts and ideas in order to promote a feeling of well being in the bath.





# OUR VISION



## 1978

Produzione della  
1° antina da vasca  
Produktion der 1.  
Badewannenfaltwand  
Production from the  
1st shower screen

## 1988

Produzione del 1° specchio  
da barba e trucco  
Produktion der 1. Serie  
Rasier- und Kosmetikspiegel  
Production from  
the 1st magnifying mirror

## 1997

Fondazione nuova Provex  
Gründung neue Provex  
Foundation new Provex

## 1975

Fondazione Provex  
Gründung Provex  
Foundation Provex

## 1981

Produzione del 1° sedile  
da doccia e vasca  
Produktion des 1.  
Dusch- und Badewannensitzes  
Production from the  
1st shower and bath seat

## 1992

Produzione della  
1° cabina in 6 mm  
Produktion der 1. Serie  
6 mm Duschkabinen  
Production from the  
1st shower enclosure in 6 mm



## 2005 E-LITE

Produzione della 1° cabina con cerniere  
 Produktion der 1. Serie  
 Duschkabinen mit Scharnieren  
 Production from the 1st shower enclosure with hinges

## 2017 JOLLY

**MinMax** - l'innovativo sistema di estensibilità fino a 90 mm  
**MinMax** - das innovative System mit bis zu 90 mm Verstellbereich  
**MinMax** - the innovative system with up to 90 mm adjustment

## 2002

Completa riorganizzazione del processo produttivo  
 Komplette Umstellung des Produktionsprozesses  
 Complete conversion of production process

## 2012 FLAT

1° cabina completamente liscia, interna ed esterna  
 1. flächenbündige Duschkabine, innen und außen  
 1st flat shower enclosure, inside and outside

## 2019 IUNIX

1° cabina in acciaio Inox AISI 316L  
 1. Duschkabine in hochwertigem Edelstahl V4A  
 1st shower enclosure in stainless steel AISI 316L




STORIA  
 GESCHICHTE  
 STORY

# TO RY









Provex è punto d'incontro tra estetica e tecnologia. Prodotti eleganti e di elevata qualità, riconosciuti e apprezzati in Italia e nel mondo come raffinati oggetti d'arredo, esempi concreti del "Made in Italy".

# ITALIAN

# DESIGN

Provex ist die Symbiose zwischen herausragender Formsprache und Technologie. Elegante und qualitativ hochwertige Produkte - anerkannt und geschätzt in und außerhalb Italiens als stilvolle Einrichtungsgegenstände und konkretes Beispiel für das "Made in Italy".

Provex is a meeting point for contemporary looks and modern design principles. Elegant products of enduring quality recognised and admired in Italy and throughout the world as stylish bathroom furnishings, true examples of the "Made in Italy".

# GN



I nostri prodotti garantiscono standard qualitativi superiori, massima attenzione alla funzionalità, ed estetica di pregio. Accanto a questi fattori diamo valore al servizio, sia prima che dopo l'acquisto del nostro prodotto, mettendo a disposizione dei nostri clienti persone competenti e pronte a risolvere qualsiasi esigenza.

# CUSTOMER CARE

Unsere Produkte stehen für einwandfreie qualitätsvolle Verarbeitung, präzise Funktion und ästhetische Hochwertigkeit. Neben diesen Faktoren legen wir Wert auf den Service vor und nach dem Kauf unseres Produktes. Kompetente und motivierte Mitarbeiter im Innen- und Außendienst stehen Ihnen dabei zur Verfügung.

.....

Our products represent high quality, precise function and are aesthetically pleasing. In addition to these factors we attach importance to the service before and after the purchase of our product. Competent and motivated employees in the internal office and sales representatives are available to you.





# KNOW HOW

La continua ricerca di nuove tecnologie e l'attento esame dei processi già esistenti stanno alla base del nostro sviluppo. Il confronto con il mercato diventa ogni giorno spunto costruttivo per perfezionarci ed essere in grado di seguire la giusta direzione.

Die stetige Suche nach neuen Technologien und die aufmerksame Prüfung aller Abläufe sind die Basis unserer Entwicklungen. Der Vergleich mit dem Markt wird zum täglichen Ansporn uns zu perfektionieren und dient als Bestätigung dem richtigen Weg zu folgen.

.....

The continuous search of new technologies and the careful examination of the existing processes are the base of our development. The comparison with the market becomes every day constructive cue in order to perfect us and to be in a position to following the right direction.





# COMFO

COMFORT IN THE BATHROOM







Produciamo oggetti di grande qualità e consideriamo nostro dovere testarli sulla sicurezza, la durata e l'aspetto tecnico-funzionale. Facciamo quindi molte prove di laboratorio in collaborazione con istituti di certificazione per garantirvi qualità e sicurezza attestate.

# SPORT AND QUALITY

Als Produzent hochwertiger Produkte erachten wir es als unsere Pflicht, Ihnen Produkte anzubieten, die unter dem Aspekt der Sicherheit, Technik, Funktionalität und Langlebigkeit entwickelt wurden. Umfangreiche Tests und die Zusammenarbeit mit Prüfcentren garantieren unseren Kunden Qualität, Komfort und Sicherheit.



We take pride in producing high quality, technical and functional products, so that you can get many years satisfaction from our products. We strive to guarantee consistently high standards by working closely with all relevant testing and certification institutes and by following our own strict quality and safety criteria.



L'innovazione nasce dall'ambizione e dalla curiosità di sviluppare quotidianamente nuove idee. La formazione professionale individuale e la volontà di crescere insieme contribuiscono all'affermazione del nostro ruolo di precursori nel settore.

# CURIOSITY

Die Innovation entsteht durch den Ansporn und die Motivation ständig neue Ideen zu entwickeln. Die persönliche berufliche Entwicklung und der Wille gemeinsam zu wachsen, tragen zum Erfolg unserer Rolle als Vorreiter im Sektor bei.

.....

The innovation is born from the ambition and the curiosity to develop new ideas every day. The individual professional formation and the common intention to grow, contribute to the affirmation of our role of premonitory in the field.



**PROVEX**

comfort in the bathroom

# SHOWER

Molto più box doccia  
Viel mehr Duschkabine  
Much more shower enclosure







**PLEASURE**





**TUTTA LA  
PERSONALIZZAZIONE  
CHE DESIDERI E...**

## **FUORI MISURA SONDERMASSE SPECIAL SOLUTIONS**

.....  
 Uno stile personale a volte necessita di soluzioni personalizzate. Grazie alla nostra esperienza pluriennale siamo in grado di offrire soluzioni adatte a tutte le esigenze.  
 .....

.....  
 Ein besonderer Stil verlangt manchmal eine besondere Lösung. Wir bieten aufgrund unserer langjährigen Erfahrung Vorschläge für alle Einbausituationen an.  
 .....

.....  
 Special style sometimes needs a special solution. On the basis of our longstanding experience we can offer solutions for every built in situation.  
 .....



## ... INSTALLAZIONE SENZA SILICONE: IGIENICA, DURATURA ED ESTETICA

### SILICON FREE

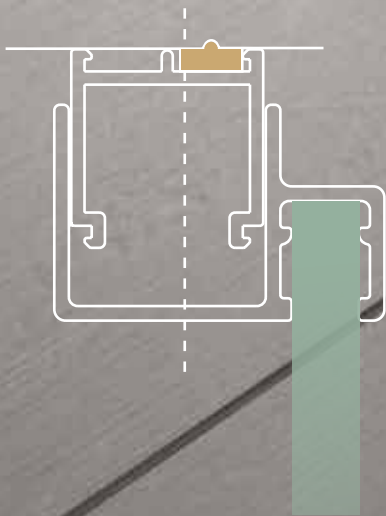

I nostri box doccia possono essere installati senza silicone grazie ad una guarnizione in pvc resistente all'acqua e ai raggi UV che viene fissata sul profilo verticale interno al muro. Eliminando il silicone, terreno fertile per muffe, germi e batteri, garantiamo così la massima igiene e pulizia.

### SILICON FREE

Unsere Duschkabinen können am vertikalen Wandprofil durch eine Wasser- und UV-beständige PVC Dichtgummi ohne Silikon montiert werden. Durch das Weglassen von Silikon, Nährboden für Schimmel, Keime und Bakterien garantieren wir ein Höchstmaß an Hygiene und Reinigung.

### SILICON FREE

Our shower enclosures can be mounted on their vertical wall profiles using a water and UV resistant PVC seal without silicone. Through the omission of silicone there is no breeding ground for mold, germs and bacteria, we are therefore able to guarantee maximum hygiene and cleaning.





... ED UN SISTEMA  
DI MONTAGGIO  
SEMPLICE E VELOCE

**+PLUS**

#### SISTEMA SMS

- SMS sta per montaggio semplice e veloce
- Profilo a parete senza bisogno di silicone
- Posizionamento con vite d'aggiustamento
- Sostegni dei laterali regolabili in lunghezza
- Aiuti di montaggio facilitano l'installazione
- I componenti e le cerniere sono premontati
- Istruzione di montaggio con lista problemi/soluzioni

#### SMS SYSTEM

- SMS steht für eine einfache und schnelle Montage
- Silikonfreier Wandanschluss
- Positionierung durch die Verstellerschraube
- Seitenteilstützen sind längenregulierbar
- Montagehilfen erleichtern den Aufbau
- Komponenten und Scharniere sind vormontiert
- Montageanleitungen mit Problemlösungslisten

#### SMS SYSTEM

- SMS stands for a simple and fast assembly
- Silicone free wall junction
- Positioning using the adjusting bolt
- Side part supports are length adjustable
- Assembly aids facilitate construction
- Components and hinges are pre-mounted
- Assembly instructions include problem solving lists

SMS






# Modula



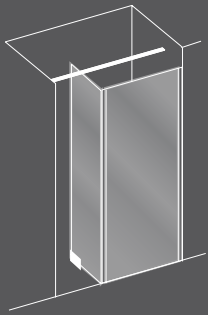
Design Talocci



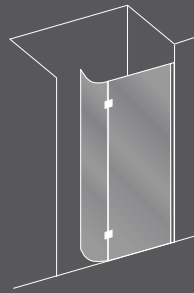


**Modula MR-1**






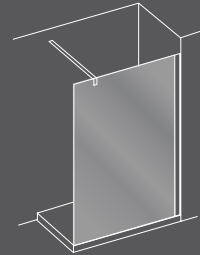
Modula **MF**



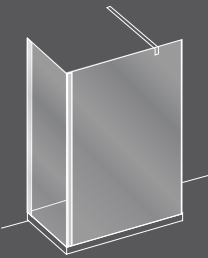
Modula **MV**



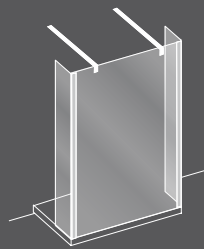
Modula **ME**



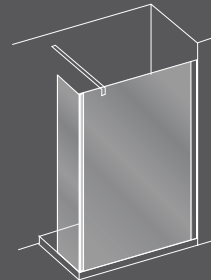
Modula **MR-1**



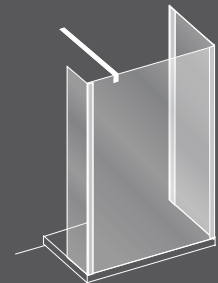
Modula **MR-2**




Modula **MR-3**



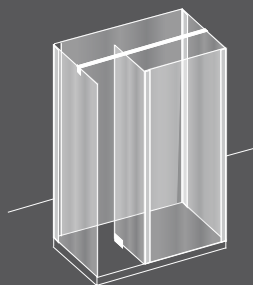
Modula **MR-4**



Modula **MR-5**



Modula **MX-1**



Modula **MX-2**



# MODULA

## models

### IT

- Sistema modulare per docce di ampie misure
- Montaggio a filo pavimento o su piatto doccia
- Con profilo per la compensazione del pavimento fuori livello
- Altezza 2000 mm, vetro di sicurezza 8 mm ed estensibilità fino a 50 mm
- Tenuta stagna testata a 11 litri/minuto
- Profilo a parete senza ausilio di silicone
- Profilo murale a scomparsa
- Con attaccapanni

### DE

- Modulares System für Großraumduschen
- Montage bodenbündig oder auf Duschtasse möglich
- Bodenprofil zum Ausgleich von Unebenheiten
- Kabinenhöhe 2000 mm, 8 mm ESG Sicherheitsglas und Verstellbereich bis 50 mm
- Getestete Wasserdichtheit 11 Liter/Minute
- Schattenprofil an der Wandbefestigung
- Silikonfreier Wandanschluss
- Mit Kleiderhaken ausgestattet

### ENG

- Modular system for extra-large shower areas
- Assembly is possible on a shower tray or flush to the floor
- With floor profile to compensate for unevenness
- Enclosures height of 2000 mm, 8 mm safety glass with adjustability up to 50 mm
- Tested to be watertight 11 litres per minute
- Silicone free wall junction
- Shadow profile on the wall side
- With coat hook

### ES

- Sistema modular para las duchas de medidas grandes
- El perfil permite ajustar las desigualdades
- Permite instalarla al suelo o sobre el plato de ducha
- Altura 2000 mm, 8 mm vidrio y extensibilidad hasta 50 mm
- No sale el agua al exterior hasta 11 litros/minutos
- Fijación a pared sin necesidad de silicona
- Perfil mural oculto
- Con percha


### RU

- модульная система для больших душевых
- монтаж возможен в уровень с полом или на душевой поддон
- напольный профиль для компенсации неровностей
- высота кабины 2000 мм, толщина стекла 8 мм и диапазон регулирования до 50 мм
- Испытанная герметичность 11 л/мин.
- крепление к стене без силикона
- оборудован крючком для одежды

### NL

- Modulair systeem voor grote doucheruimtes
- Design Studio Talocci
- Geschikt voor montage op vloer of douchebak
- Hoogte 2000 mm, verstelbereik tot 50 mm en 8 mm veiligheidsglas
- Geteste waterdichtheid tot 11 liter/ minuut
- Siliconenvrije muuraansluiting
- Met kledinghaak en schaduwprofiel aan muurzijde
- Onderprofiel voor compensatie oneffenheden













**Modula MR-5**



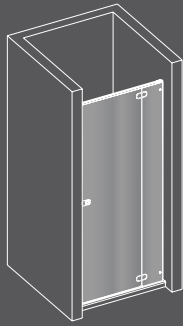
# Flat

Design Provex - Talocci

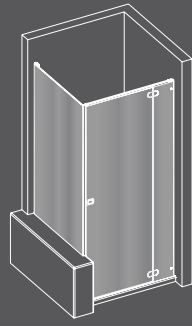




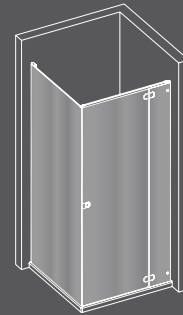
Flat FT + FW



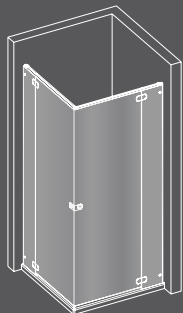
Flat **FN**



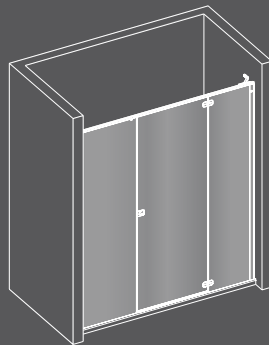
Flat **FN + FB**



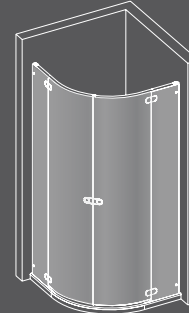
Flat **FT + FW**



Flat **FT**



Flat **FI**



Flat **FR**





# FLAT models

## IT

- Design Studio Provex e Talocci
- Massima trasparenza con il sistema a cerniera incassata
- Pulizia ideale grazie al design completamente liscio (cerniere, profili e maniglia)
- Altezza 1950 mm e spessore vetro di sicurezza 8 mm
- Regolazione graduale fino a 35 mm
- Tenuta stagna testata fino a 11 litri/minuto
- Montaggio facile con diverse guide di installazione
- Profilo a parete senza silicone e a scomparsa

## DE

- Design Studio Provex und Talocci
- Maximale Transparenz durch die eingesetzte Scharniertechnik
- Ideale Reinigungseigenschaft durch flächenbündiges Design (Scharnier, Profil und Griff)
- Kabinenhöhe 1950 mm mit 8 mm ESG Sicherheitsglas
- Stufenloser Verstellbereich bis 35 mm
- Getestete Wasserdichtheit von 11 Liter/Minute
- Einfachste Montage durch verschiedene Installationshilfen
- Silikonfreier Wandanschluß und Schattenprofil

## ENG

- Design Studio Provex and Talocci
- Maximum transparency through the assigned hinge technology
- Ideal to clean due to the completely flat design (hinges, profiles and handle)
- Height 1950 mm with 8 mm safety glass
- Smooth adjustment up to 35 mm
- Tested to be watertight up to 11 l/minute
- Simplest assembly through various installation aids
- Silicone free wall junction and shadow wall profile

## ES

- Design Studio Provex y Talocci
- Transparencia máxima por la tecnología de la bisagra encastrada
- Limpieza ideal por el diseño totalmente plano (bisagras, perfiles y maneta)
- Altura 1950 mm y vidrio de 8 mm de espesor
- Extensibilidad plana hasta 35 mm
- No sale el agua al exterior hasta 11 l/minuto
- Montaje más simple con ayuda de instalación completa
- Fijación a pared sin necesidad de silicona y perfil mural oculto

## RU

- Дизайн Studio Provex и Talocci
- Максимальная прозрачность благодаря новым технологиям
- Идеальная очистка благодаря полностью гладкому дизайну
- Высота 1950 мм и толщина стекла 8 мм
- Диапазон регулировки до 35 мм и водонепроницаемость до 11 л/мин
- Очень простая установка
- Вертикальный профиль не требует нанесения силикона
- Крепление к стене без силикона

## NL

- Design Studio Provex en Talocci
- Maximale transparantie door toegepaste scharniertechniek
- Ideale reinigingseigenschappen door geheel vlak design (scharnier, profiel en greep)
- Cabinehoogte 1950 met 8 mm veiligheidsglas
- Traploos tot 35 mm verstelbaar en een geteste waterdichtheid tot 11 liter/minuut
- Eenvoudige montage door verschillende montagehulpen
- Siliconenvrije muuraansluiting













# Iunix



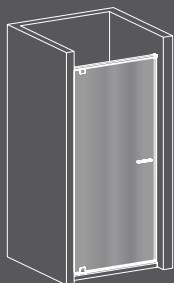
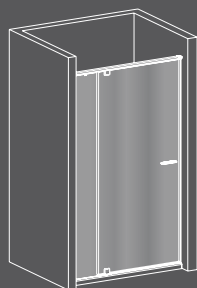
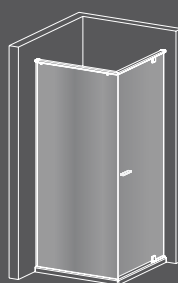
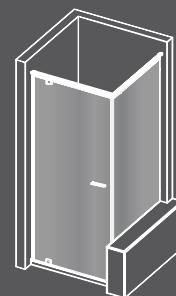
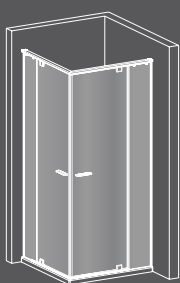
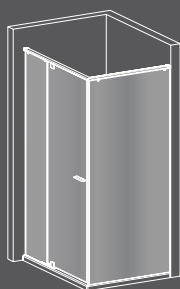

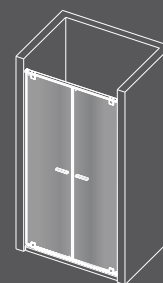
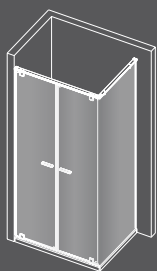
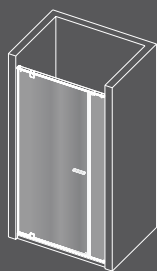
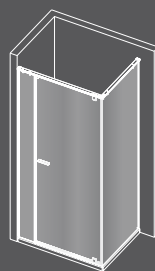
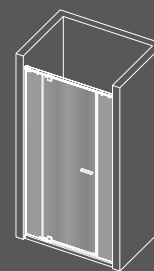
Design Provex







**Iunix IUI-1 + IUW**

Iunix **IUN-1**Iunix **IUN-2**Iunix **IUT-1 + IUW**Iunix **IUT-1 + IUB**Iunix **IUE-2**Iunix **IUT-2 + IUW**Iunix **IUT-2 + IUB**Iunix **IUP**Iunix **IUP-1 + IUW**Iunix **IUI**Iunix **IUI-1 + IUW**Iunix **IUI-3**

## STAINLESS STEEL

### IT

- Design Studio Provex
- Acciaio inossidabile AISI 316L con eccellente resistenza alla corrosione e ai graffi
- Alluminio anodizzato per le finiture brillante lucido e nero matt
- Massima trasparenza con il sistema a cerniera
- Viti planari all'interno del box per facilitare la pulizia
- Lavorazione completamente su misura
- Cerniera con sistema a pendolo fino a 360°
- Porte con meccanismo di sollevamento/abbassamento

### DE

- Design Studio Provex
- Rostfreier Edelstahl AISI 316L mit ausgezeichneten Anforderungen an Korrosion- und Kratzbeständigkeit
- Eloxiertes Aluminium für die Profifarben brillant glänzend und schwarz matt
- Maximale Transparenz durch die Scharniertechnik
- Scharnierschrauben sind für eine ideale Reinigung im Glas innen versenkt
- Verarbeitung komplett als Sonderausführung
- Scharnier mit Pendelanschlag bis zu 360°
- Türelemente mit Hebe- Senkmechanismus

### ENG

- Design Studio Provex
- Stainless steel AISI 316L with excellent corrosion and scratch resistance
- Anodized aluminum for the profile colors brilliant shining and black matt
- Maximum transparency through hinge technology
- Hinge screws are sunk into the glass to optimize cleaning
- Manufacture completely on special size
- Pivoting in/out hinge up to 360°
- Door elements with up and down lifting mechanism

### ES


- Design Studio Provex
- Acero inoxidable AISI 316L con una excelente resistencia a la corrosión y al rayado
- Aluminio anodizado para los colores de perfil brillante y negro mate
- Máxima transparencia con el sistema de bisagra
- Tornillos planos en el interior de la cabina para optimizar la limpieza
- Fabricación totalmente de medida especial
- Bisagra pivotante in/out hasta 360°
- Puertas con mecanismo de levantamiento/descenso

### RU

- Дизайн Studio Provex
- нержавеющую сталь AISI 316L с превосходной стойкостью к коррозии и царапинам
- Высококачественный алюминий для профиля цвета блестящий и черный матовый
- Максимальная прозрачность благодаря технологии петель
- Болты утоплены в стекло для более легкой очистки
- Возможность изготовления полностью по специальным размерам
- Вращение петель внутрь/наружу до 360°
- Двери со скрытым подъемным механизмом

### NL

- Design Studio Provex
- Roestvrij staal AISI 316L met uitstekende corrosie- en krasbestendigheid
- Aluminium geanodiseerd voor de profielkleuren glanszilver en zwart mat
- Maximale transparantie door toegepaste scharniertechniek
- Scharnierschroeven verzonken in glasplaat – voor optimale reiniging
- Bestellen als speciale maat
- Scharnier met pendelaanslag tot 360°
- Deurelementen met onzichtbaar liftstelsel









Iunix IUT-1 + IUW




Iunix IUT-2 + IUW









Iunix IUW-5





Iunix IUP-1 + IUW



# X-Line

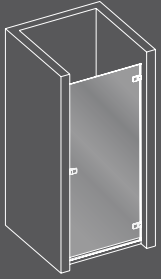
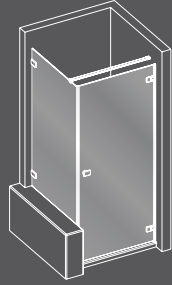
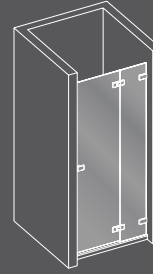
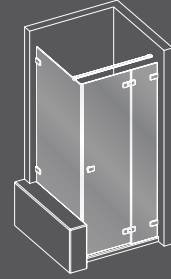
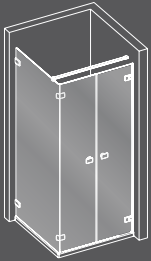
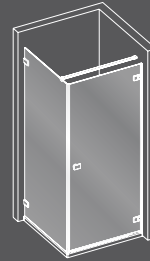
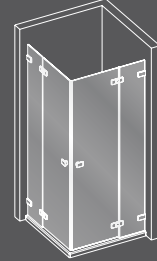
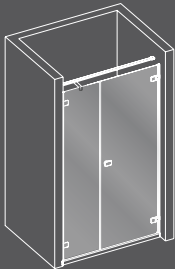
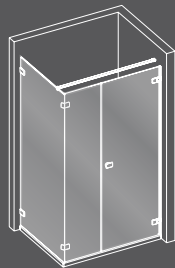
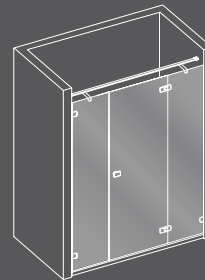
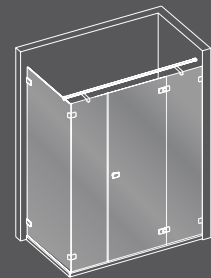


Design Provex





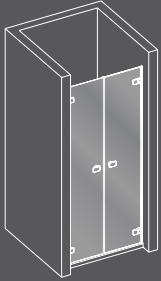
**X-Line XT-2 + XW**

X-Line **XN**X-Line **XN + XB**X-Line **XN-2**X-Line **XN-2 + XB**X-Line **XP-1 + XW-1**X-Line **XE**X-Line **XT + XW**X-Line **XE-2**X-Line **XI**X-Line **XI-1 + XW-2**X-Line **XI-3**X-Line **XI-3 + XW-2**

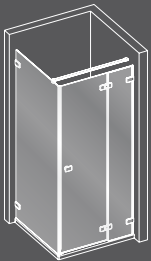


# X-LINE

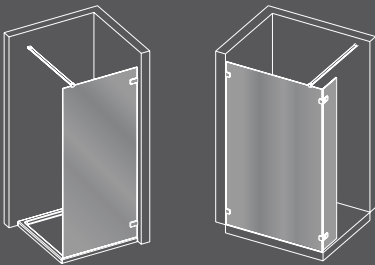
## models



X-Line **XP**



X-Line **XT-2 + XW**



X-Line **XW-5 / XV**

### IT

- Design Studio Provex
- Massima trasparenza con il sistema a cerniera
- Viti planari all'interno del box per facilitare la pulizia
- Lavorazione completamente su misura
- Cerniera con sistema a pendolo fino a 270°
- Porte con meccanismo di sollevamento/abbassamento non visibile
- Tenuta stagna testata a 11 litri/minuto

### DE

- Design Studio Provex
- Maximale Transparenz durch die Scharniertechnik
- Scharnierschrauben sind für eine ideale Reinigung im Glas innen versenkt
- Verarbeitung komplett als Sonderausführung
- Scharnier mit Pendelanschlag bis zu 270°
- Türelemente mit nicht sichtbarem Hebe- Senkmechanismus
- Getestete Wasserdichtheit von 11 Liter/Minute

### ENG

- Design Studio Provex
- Maximum transparency through hinge technology
- Hinge screws are sunk into the glass to optimize cleaning
- Manufacture completely on special size
- Pivoting in/out hinge up to 270°
- Door elements with not visible up and down lifting mechanism
- Tested to be watertight 11 litres per minute

### ES

- Design Studio Provex
- Máxima transparencia con el sistema de bisagra
- Tornillos planos en el interior de la cabina para optimizar la limpieza
- Fabricación totalmente de medida especial
- Bisagra pivotante in/out hasta 270°
- Puertas con mecanismo de levantamiento/descenso non visible
- No sale el agua al exterior hasta 11 litros/minutos

### RU

- Дизайн Studio Provex
- Максимальная прозрачность благодаря технологии петель
- Болты утоплены в стекло для более легкой очистки
- Возможность изготовления полностью по специальным размерам
- Вращение петель внутрь/наружу до 270°
- Двери со скрытым подъемным механизмом ✓ Испытанная герметичность 11 л/мин

### NL

- Design Studio Provex
- Maximale transparantie door toegepaste scharniertechniek
- Scharnierschroeven verzonken in glasplaat – voor optimale reiniging
- Bestellen als speciaalmaat
- Scharnier met pendelaanslag tot 270°
- Deurelementen met onzichtbaar liftstelsel
- Geteste waterdichtheid tot 11 liter/minuut









**X-Line XP-1 + XW-1**





**X-Line XT + XW**












# E-Lite

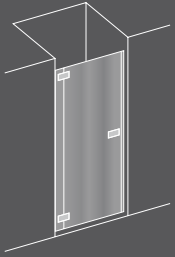
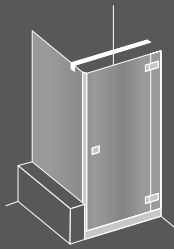
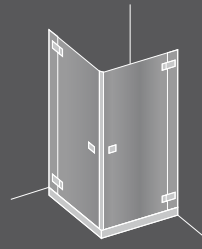
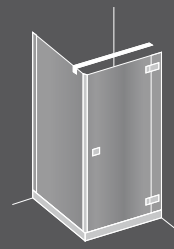
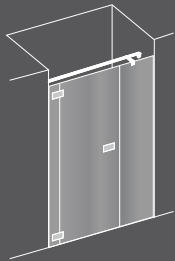
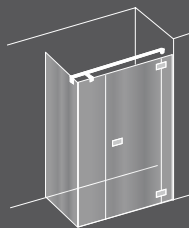
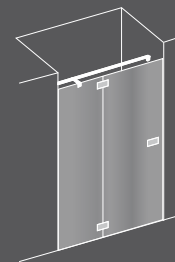
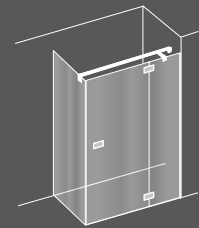
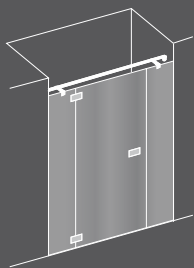
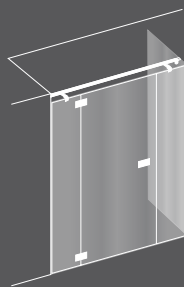
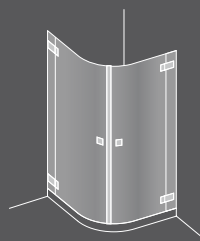
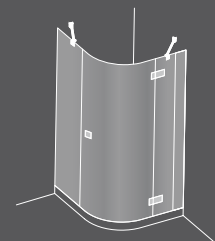


Design Talocci





**E-Lite EI-2 + EW-1**

E-Lite **EN**E-Lite **EN + EB**E-Lite **ET**E-Lite **ET + EW**E-Lite **EI-1**E-Lite **EI-1 + EW-2**E-Lite **EI-2**E-Lite **EI-2 + EW-1**E-Lite **EI-3**E-Lite **EI-3 + EW-2**E-Lite **ER**E-Lite **ES**



## E-LITE models

### IT

- Massima trasparenza con il sistema a cerniera
- Viti planari all'interno del box
- Altezza 1950 mm
- Estensibilità da 25 – 50 mm
- Tenuta stagna testata 11 litri/minuto
- Profilo a parete senza bisogno di silicone
- Profilo murale a scomparsa
- Porte con meccanismo di sollevamento/abbassamento

### DE

- Maximale Transparenz durch die Scharniertechnik
- Scharnierschrauben sind im Glas versenkt
- Kabinenhöhe 1950 mm
- Verstellbereich von 25 – 50 mm
- Getestete Wasserdichtheit 11 Liter/Minute
- Silikonfreier Wandanschluss
- Schattenprofil an der Wandbefestigung
- Türelemente mit Hebe- Senkmechanismus

### ENG

- Maximum transparency through hinge technology
- Hinge screws are sunk into the glass
- Enclosures height of 1950 mm
- Adjustment from 25 - 50 mm
- Tested to be watertight 11 litres per minute
- Silicone free wall junction
- Shadow profile on the wall side
- Door elements with up and down lifting mechanism

### ES

- Máxima transparencia con el sistema de bisagra
- Tornillos planos en el interior de la cabina
- Altura 1950 mm
- Extensibilidad de 25 – 50 mm
- No sale el agua al exterior hasta 11 litros/minutos
- Fijación a pared sin necesidad de silicona
- Perfil mural oculto
- Puertas con mecanismo de levantamiento/descenso

### RU

- Максимальная прозрачность благодаря строению шарниров
- Болты шарниров утоплены в стекло
- Высота кабины 1950 мм
- Диапазон регулировки кабин от 25 до 50 мм
- Испытанная герметичность 11 л/мин.
- Крепление к стене без силикона
- Элементы дверей с подъемным механизмом

### NL

- Design Studio Talocci
- Maximale transparantie door toegepaste scharniertechniek
- Scharnierschroeven verzonken in glasplaat
- Hoogte 1950 mm en verstelbereik van 25 - 50 mm
- Geteste waterdichtheid tot 11 liter/minuut
- Siliconenvrije muuraansluiting en schaduwprofiel
- Deurelementen met liftstelsysteem








# Combi Combi Free

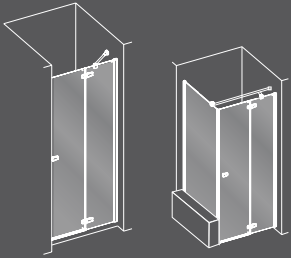
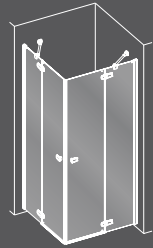
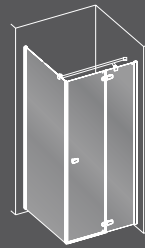
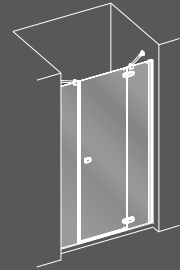
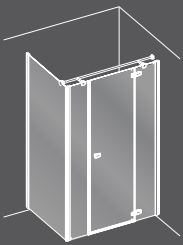
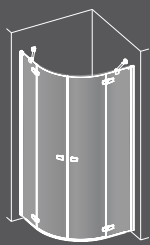
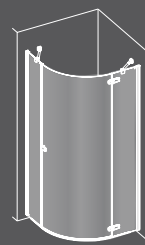
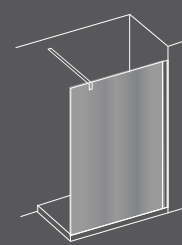
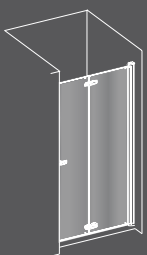
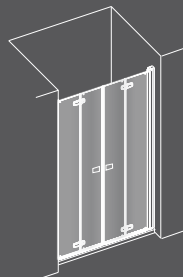
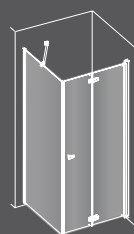
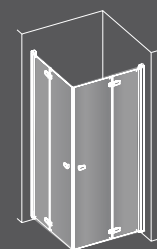


Design Provex





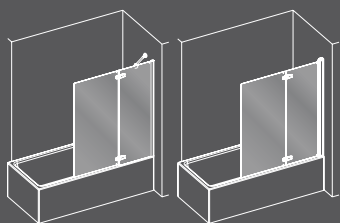
**Combi CT + CW**

Combi **CN + CB**Combi **CT**Combi **CT + CW**Combi **CI**Combi **CI-1 + CW-2**Combi **CR**Combi **CS**Combi **CW-5**Combi free **CF**Combi free **CE**Combi free **CE + CW-1**Combi free **CE + CE**

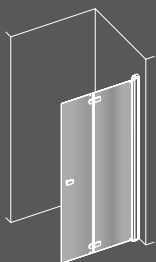


# COMBI/COMBI FREE

## models



Combi **CK-1 / CK-2**



Combi free **CF-1**

### IT

- Design Studio Provex
- Massima trasparenza con il sistema a cerniera
- Viti planari all'interno del box
- Altezza 1950/1975 mm e un'estensibilità da 25 – 35 mm
- Tenuta stagna testata a 11 litri/minuto
- Profilo a parete senza bisogno di silicone e a scomparsa
- Porte con meccanismo di sollevamento/abbassamento

### DE

- Design Studio Provex
- Maximale Transparenz durch die Scharniertechnik
- Scharnierschrauben sind im Glas versenkt
- Kabinenhöhe 1950/1975 mm und einen Verstellbereich von 25 – 35 mm
- Getestete Wasserdichtheit von 11 Liter/Minute
- Silikonfreier Wandanschluss und Schattenprofil
- Türelemente mit Hebe- Senkmechanismus

### ENG

- Design Studio Provex
- Maximum transparency through hinge technology
- Hinge screws are sunk into the glass
- Enclosures height of 1950/1975 mm and adjustability from 25 - 35 mm
- Tested to be watertight 11 litres per minute
- Silicone free wall junction and shadow profile
- Door elements with up and down lifting mechanism

### ES

- Design Studio Provex
- Máxima transparencia con el sistema de bisagra
- Tornillos planos en el interior de la cabina
- Altura 1950/1975 mm y una extensibilidad de 25 – 35 mm
- No sale el agua al exterior de 11 litros/minutos
- Fijación a pared sin necesidad de silicona y perfil mural oculto
- Puertas con mecanismo de levantamiento/descenso

### RU

- Дизайн студии «Provex»
- Максимальная прозрачность благодаря использованию шарниров
- Винты шарниров утоплены в стекло
- Высота кабины 1950/1975 мм и диапазон регулировки 25 - 35 мм
- Проверенная герметичность до 11 л/мин
- Настенный профиль и теневой профиль без силикона
- Двери с подъемно-опускным механизмом

### NL

- Design Studio Provex
- Maximale transparantie door toegepaste scharniertechniek
- Scharnierschroeven verzonken in glasplaat
- Hoogte 1950/1975 mm en verstelbereik van 25 - 35 mm
- Geteste waterdichtheid tot 11 liter/ minuut
- Siliconenvrije muuraansluiting en schaduwprofiel
- Deurelementen met liftstelsysteem
















**Combi Free CE**







# Jolly Jolly Free



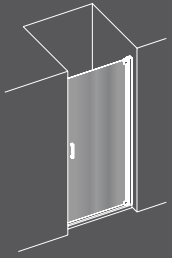
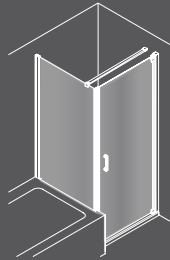
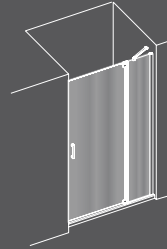
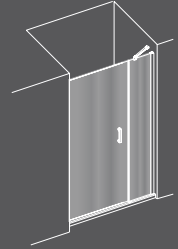
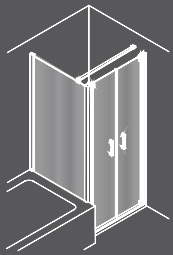
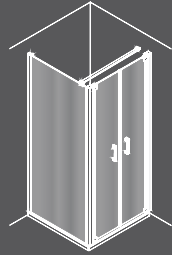
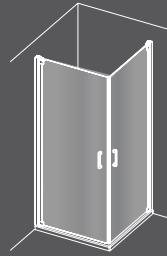
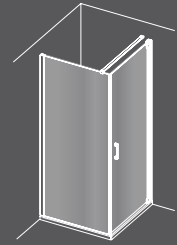
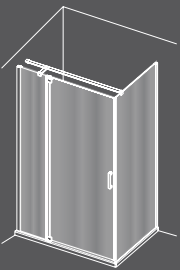
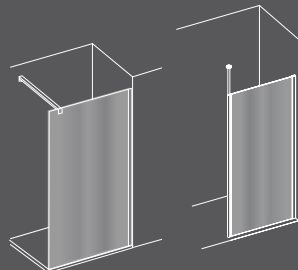
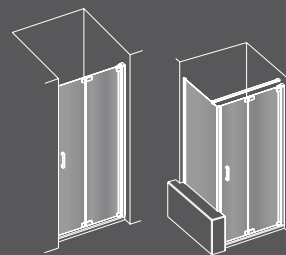
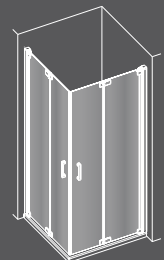
Design Provex





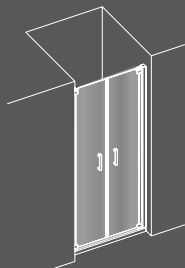




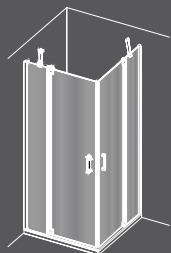
Jolly **JN**Jolly **JN + JB**Jolly **JN-2**Jolly **JI**Jolly **JP + JB-1**Jolly **JP + JW-1**Jolly **JE**Jolly **JT + JW**Jolly **JT-2 + JW**Jolly **JW-5 / JD-6/8**Jolly Free **JN-1 + JB**Jolly Free **JE-1**

# JOLLY/JOLLY FREE

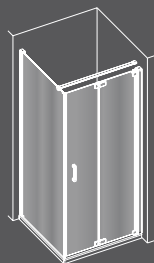
## models



Jolly **JP**



Jolly **JE-2**



Jolly Free **JT-1 + JW**

### IT

- **MinMax** – il sistema innovativo con un'estensibilità fino a 90 mm
- Design eccezionale senza profili orizzontali
- Cerniera basculante IN/OUT fino a 270°
- Porte con meccanismo di sollevamento/abbassamento invisibile e attivo
- Altezza vetro e profilo uniforme di 2000 mm
- Regolazione di precisione e aggiustamento di tutti gli elementi
- Tenuta stagna testata a 11 litri/minuto
- Profilo a parete senza bisogno di silicone

### DE

- **MinMax** – das innovative System mit bis zu 90 mm Verstellbereich
- Herausragendes Design ohne Querverbinder
- Pendelscharnier IN/OUT bis zu 270°
- Türelemente mit unsichtbarem und aktivem Hebe- Senkmechanismus
- Einheitliche Glas- und Profilhöhe 2000 mm
- Stufenlose Feineinstellung und Nachadjustierung aller Elemente
- Getestete Wasserdichtigkeit von 11 Liter/Minute
- Silikonfreier Wandanschluss

### ENG

- **MinMax** – the innovative system with adjustment up to 90 mm
- Outstanding design without horizontal profiles
- Saloon door hinges IN/OUT up to 270°
- Door elements with active and invisible up and down lifting mechanism
- Uniform glass and profile height 2000 mm
- Infinitely micro- and re-adjustment of all elements
- Tested to be watertight 11 liters per minute
- Silicon free wall junction

### ES


- **MinMax** – un sistema innovador con una extensibilidad de 90 mm
- Diseño excepcional sin perfil horizontal
- Bisagra basculante IN/OUT hasta 270°
- Puertas con mecanismo de levantamiento/descenso invisible y activo
- Altura vidrio y perfil uniforme 2000 mm
- Regulación extrema en el ajustamento de todos los elementos
- Probado que es estanca para un caudal 11 litros/minutos
- Fijación a pared sin necesidad de silicona

### RU

- **MinMax** - инновационная система с регулировкой до 90 мм
- Дизайн без горизонтальных профилей
- петли IN / OUT до 270°
- не видимые подъемно поворотный петли
- стекло и высота профиля 2000 мм
- точная регулировка всех элементов
- протестировано водонепроницаемость 11 литров в минуту
- вертикальный профиль не требует нанесения силиконового герметика

### NL

- **MinMax** – het innovatieve systeem met verstelbereik tot 90 mm
- Hoogwaardig design zonder horizontale profielen
- Pendelscharnier IN/OUT tot 270°
- Deurelementen met onzichtbaar en actief liftsystem
- Glas en profielhoogte gelijk aan elkaar: 2000 mm
- Nauwkeurige instelmogelijkheden voor alle elementen
- Geteste waterdichtheid tot 11 liter/minuut
- Siliconenvrije muuraansluiting









**Jolly JP + JW-1**

**EASY-FIX**







Jolly JE-2











**Jolly Free JE-1**



# Vario

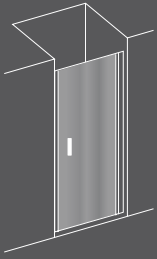
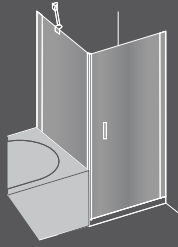
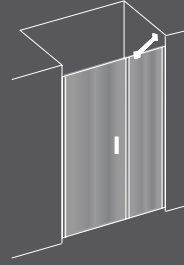
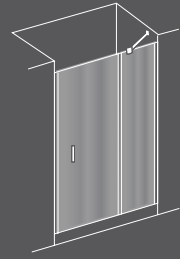
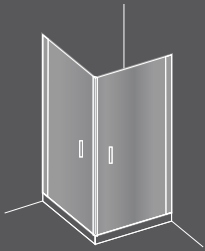
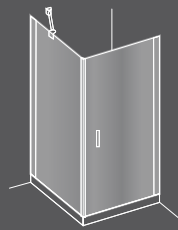
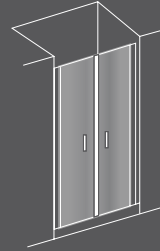
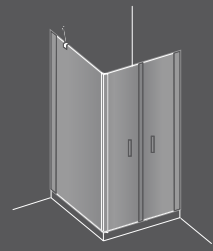
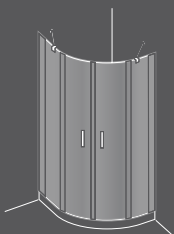
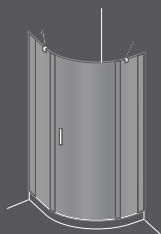
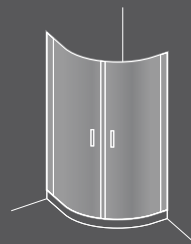
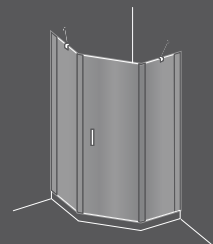


Design Provex

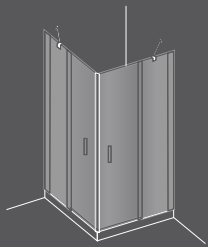




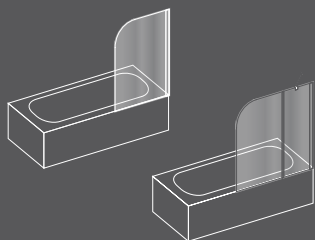


Vario **NE**Vario **NE + BE**Vario **NI**Vario **NV**Vario **TE**Elegance **TE + WE**Vario **PD**Vario **PD + WP**Vario **QV**Vario **QS**Vario **QE**Vario **FV**

# VARIO models



Vario **EV**



Vario **KE / KV**

## IT

- Design trasparente senza profili orizzontali
- Porte con meccanismo di sollevamento/abbassamento
- Estensibilità da 25 – 35 mm
- Tenuta stagna testata a 11 litri/minuto
- Altezza 1975 mm (altezza vetro 1950 mm)
- Massima entrata usando porte pivotanti
- Regolazione fine e aggiustamento delle porte
- Profilo a parete senza bisogno di silicone

## DE

- Transparentes Design ohne Querverbinder
- Türelemente mit Hebe- Senkmechanismus
- Verstellbereich von 25 – 35 mm
- Getestete Wasserdichtheit 11 Liter/Minute
- Kabinenhöhe 1975 mm (Glashöhe 1950 mm)
- Maximale Einstiegsbreite durch die großen Schwingtüren
- Feineinstellung und Nachadjustierung der Türelemente
- Silikonfreier Wandanschluss

## ENG

- Transparent design without horizontal profiles
- Door elements with up and down lifting mechanism
- Adjustment from 25 - 35 mm
- Tested to be watertight 11 litres per minute
- Enclosures height of 1975 mm (glass height 1950 mm)
- Maximum entrance through the large swinging doors
- Micro- and re-adjustment of the door elements
- Silicone free wall junction

## ES

- Diseño transparente sin perfil horizontal
- Puertas con mecanismo de levantamiento/descenso
- Extensibilidad de 25 – 35 mm
- No sale el agua al exterior hasta 11 litros/minutos
- Altura 1975 mm (altura vidrio 1950 mm)
- Gran abertura con puertas pivotantes
- Regulación extrema en el ajustamiento de las puertas
- Fijación a pared sin necesidad de silicona

## RU


- Прозрачный дизайн без поперечного соединителя
- Элементы дверей с подъемным механизмом
- Диапазон регулировки кабин от 25 до 35 мм
- Испытанная герметичность 11 л/мин.
- Высота кабины 1975 мм (Высота стекла 1950 мм)
- Максимальная ширина входа благодаря широким распашным дверям
- Точная установка и последующая регулировка элементов дверей
- Крепление к стене без силикона

## NL

- Transparant design zonder horizontale profielen
- Deurelementen met liftstelsysteem
- Verstellbereik cabine van 25 – 35 mm
- Geteste waterdichtheid tot 11 liter/minuut
- Hoogte 1975 mm (glas hoogte 1950 mm)
- Maximale instapbreedte door grote draaideuren
- Nauwkeurige instelmogelijkheden deurelementen
- Siliconenvrije muuraansluiting













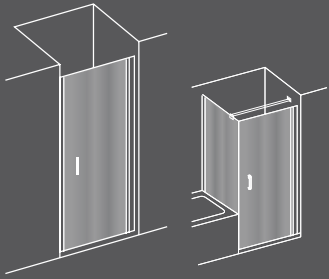
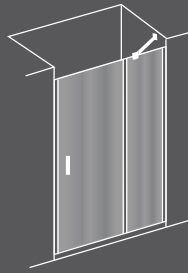
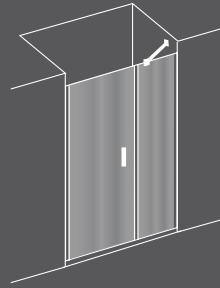
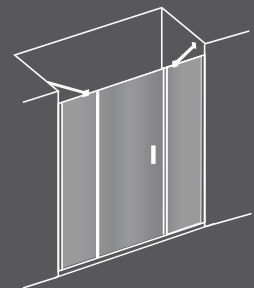
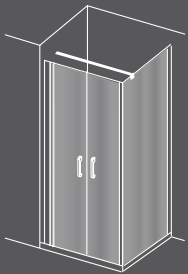
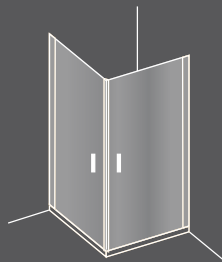
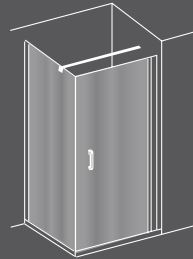
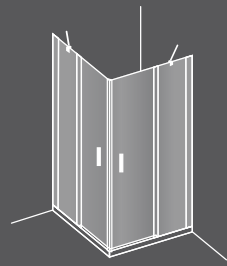
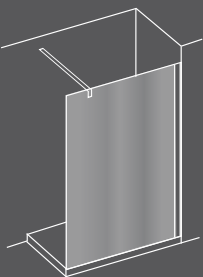
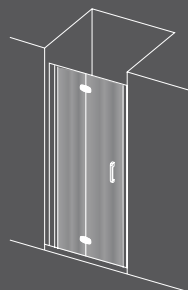
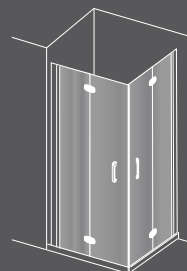
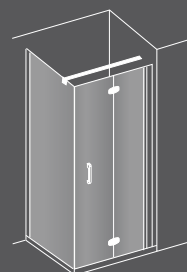
# Look Look Free



Design Provex



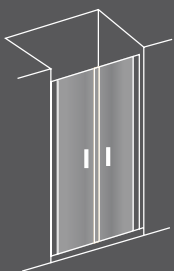


Look **LN + LB**Look **LN-2**Look **LI**Look **LI-3**Look **LP + LW-1**Look **LT**Look **LT + LW**Look **LE**Look **LW-5**Look Free **LF**Look Free **LE-2**Look Free **LE-2 + LW**

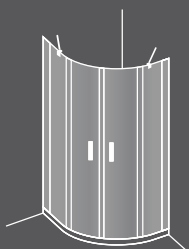


# LOOK/LOOK FREE

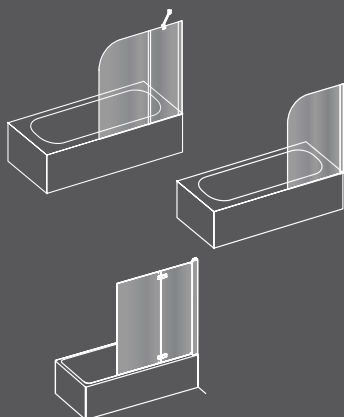
## models



Look **LP**



Look **LR**



Look/Look Free **LK**

### IT

- Design lineare e moderno senza profili orizzontali
- Ideale rapporto qualità-prezzo e vasta gamma di modelli
- Elementi porta basculante con meccanismo di sollevamento-abbassamento attivo
- Profilo a parete senza bisogno di silicone
- Estensibilità da 25-35 mm e vetro di sicurezza 6 mm
- Tenuta stagna testata a 11 litri/minuto
- Altezza continua della cabina 1950 mm (profilo e vetro)

### DE

- Lineares, modernes Design ohne Querverbinder
- Ideales Preis-Leistungsverhältnis und große Modellvielfalt
- Pendel-Türelemente mit aktivem Hebe-Senkmechanismus
- Silikonfreier Wandanschluss
- Verstellbereich von 25 – 35 mm und 6 mm Sicherheitsglas
- Getestete Wasserdichtheit von 11 Liter/Minute
- Durchgehende Kabinenhöhe 1950 mm (Profil und Glas)

### ENG

- Linear, modern design without horizontal profiles
- Ideal price-performance ratio and wide range of models
- Saloon door elements with active rise and fall lifting mechanism
- Silicone-free wall junction
- Adjustment range 25-35 mm and 6 mm safety glass
- Tested to be watertight to 11 liters per minute
- Continuous cabin height 1950 mm (profile and glass)

### ES

- Diseño lineal y moderno sin perfil horizontal
- Buena relación calidad-precio y una amplia gama de modelos
- Mecanismo de puerta basculante de levantamiento/descenso permanente
- Fijación a pared sin necesidad de silicona
- Extensibilidad de 25 a 35 mm y vidrio de seguridad de 6 mm
- Estanqueidad para un caudal máximo 11 litros/ minuto
- Altura de la mampara 1950 mm (perfil + vidrio)

### RU

- Современный дизайн без горизонтального профиля
- Идеальное соотношение цена-качество и широкий ассортимент моделей
- двери с подъемно-поворотным механизмом
- вертикальный профиль не требует нанесения силиконового герметика
- Диапазон регулировки 25-35 мм, 6 мм безопасное стекло
- проверенная герметичность до 11 л/мин
- Высота изделия 1950 мм (профиль и стекло)

### NL

- Transparant, modern design zonder horizontale profielen
- Aantrekkelijke prijs-kwaliteitverhouding en een breed scala aan modellen
- Pendeldeurelementen met actief liftstelsysteem
- Nauwkeurige instelmogelijkheden deurelementen
- Siliconenvrije muuraansluiting
- Verstelbereik 25-35 mm en 6 mm veiligheidsglas
- Geteste waterdichtheid 11 liter/minuut
- Doorlopende hoogte cabine 1950 mm (profiel en glas)











**Look LW-5**



Look Free **LE-2 + LW**



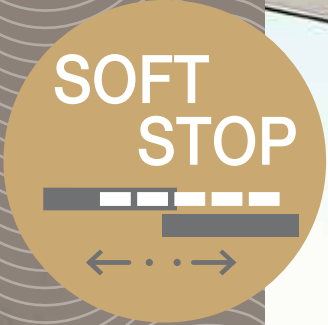




# Soft



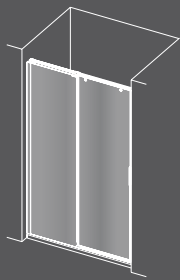
Design Provex



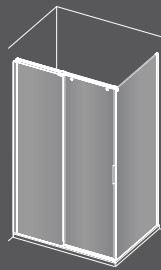




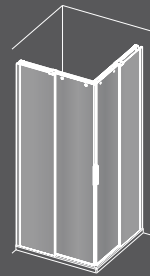




Soft **NS**



Soft **NS + WS**



Soft **AS**

## IT

- Design Studio Provex
- Apertura e chiusura rallentata delle porte con “sistema soft-close”
- Altezza 2000 mm e regolazione da 25-45 mm
- Vetro temperato spessore 8 mm per porte e laterali
- Ruote a cuscinetto regolabili in altezza
- Profilo murale “Easy-Fix” per un semplice montaggio
- Porte sganciabili per una pulizia più facile
- Tenuta stagna testata a 11 litri/minuto
- Profilo a parete senza bisogno di silicone

## DE

- Design Studio Provex
- Sanfte Schließung und Öffnung der Türen mit „Soft-Stop-System“
- Höhe 2000 mm und Verstellbereich von 25-45 mm
- Glasstärke 8 mm für die Schiebetüren und Seitenteile
- Kugelgelagerte Räder mit Höhenverstellung
- Wandprofil “Easy-Fix” zur einfachen Montage
- Ideale Reinigung mit Aushängemechanismus der Tür
- Getestete Wasserdichtigkeit von 11 Liter/Minute
- Silikonfreier Wandanschluss

## ENG

- Design Studio Provex
- Soft closing and opening of the doors with “soft-stop system”
- Height 2000 mm and adjustment from 25-45 mm
- Doors and side panels with 8 mm safety glass
- Ball bearing wheels adjustable in height
- Wall profile with “Easy-Fix” for a simple installation
- Door elements release for easier cleaning
- Tested to be watertight 11 liters per minute
- Silicon free wall junction

## ES

- Design Studio Provex
- Apertura y cierre suave de las puertas con el “sistema de soft-stop”
- Altura 2000 mm y estabilidad 25-45 mm
- Espesor de vidrio de 8 mm para las puertas y paredes laterales
- Ruedas con cojinetes regulables en altura
- Perfil de la pared con “Easy-Fix” para una fácil instalación
- Limpieza Ideal con mecanismo de bloqueo de la puerta
- Probado que es estanca para un caudal 11 litros/minutos
- Fijación a pared sin necesidad de silicona

## RU

- Design Studio Provex
- плавное открывание и закрывание при помощи «специальной системы»
- Высота 2000 мм и регулировка от 25-45 мм
- Толщина стекла 8 мм дверей и боковых панелей
- возможность регулировки по высоте
- Идеальная очистка с запирающим механизмом двери
- протестировано водонепроницаемость 11 литров в минуту
- вертикальный профиль не требует нанесения силиконового герметика

## NL

- Design Studio Provex
- Door het “soft-stop-systeem” openen en sluiten de deuren zachtjes
- Hoogte 2000 mm en verstelbereik van 25 tot 45 mm
- Glasdikte 8 mm voor de deuren en zijwanden
- Kogelgelagerde wieltjes in hoogte verstelbaar
- Alle deuren zijn uitklikbaar voor eenvoudige reiniging
- Geteste waterdichtheid tot 11 liter/minuut
- Siliconenvrije muuraansluiting













# S-Lite

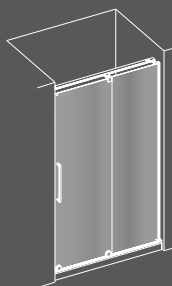


Design Talocci

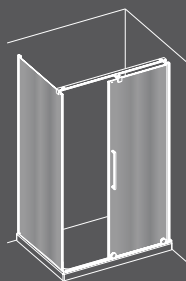




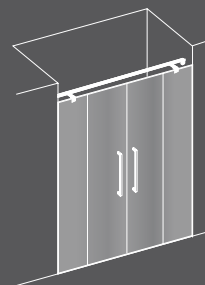
**S-Lite SN + SW**



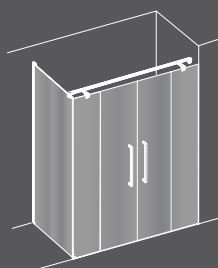
S-Lite **SN**



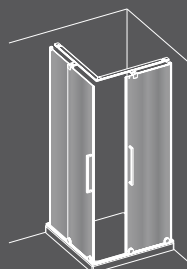
S-Lite **SN + SW**



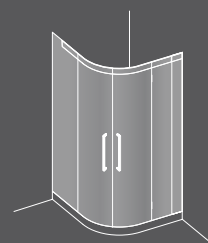
S-Lite **SI**



S-Lite **SI + SW-1**



S-Lite **SK**



S-Lite **SR**



# S-LITE

## models

### IT

- Altezza 1950 mm ed estensibilità da 25 a 50 mm
- Spessore vetro 8 mm per le porte scorrevoli
- Tenuta stagna testata a 11 litro/minuto
- Posizione delle ruote in basso garantisce un ideale scorrimento
- Ruote a cuscinetto regolabili in altezza
- Massima stabilità grazie al sostegno continuo e montaggio semplice
- Viti planari all'interno del box facilitano la pulizia
- Profilo murale a scomparsa
- Profilo a parete senza bisogno di silicone

### DE

- Höhe 1950 mm und Verstellbereich von 25 - 50 mm
- Glasstärke 8 mm für die Schiebetüren
- Getestete Wasserdichtheit 11 Liter/Minute
- Positionierung der Räder unten garantiert ideale Gleiteigenschaft
- Kugelgelagerte Räder mit Höhenverstellung
- Höchste Stabilität durch durchgehende Stütze und einfachste Montage
- Ideale Reinigung durch versenkte Schrauben im Glas
- Schattenprofil an der Wandbefestigung
- Silikonfreier Wandanschluss

### ENG

- Height 1950 mm and adjustment from 25 - 50 mm
- 8 mm glass sliding door
- Tested to be watertight 11 litres per minute
- Bottom wheels ensure smooth silent door motion
- Ball bearing wheels adjustable in height
- High stability through continuous support and easy assembly
- Screws are sunk into the glass and facilitate the cleaning
- Shadow profile on the wall side
- Silicone-free wall junction

### ES

- Altura 1950 mm y extensibilidad de 25 - 50 mm
- Vidrio de 8 mm de espesor para puertas corredizas
- No sale el agua al exterior hasta 11 litros/minutos
- La posición de las ruedas garantiza un deslizamiento ideal
- Ruedas con cojinetes regulables en altura
- Máxima estabilidad gracias al apoyo continuo y montaje simple
- Tornillos planos en el interior de la cabina facilitando la limpieza
- Fijación a pared sin necesidad de silicona y perfil mural oculto

### RU

- Высота 1950 мм и диапазон регулировки от 25 до 50 мм
- Толщина стекла 8 мм для раздвижных дверей
- Испытанная герметичность 11 л/мин.
- Нижние ролики гарантируют идеальное скольжение
- Высокая стабильность благодаря широкой опоре
- Простой монтаж с шаблоном
- Легко чистятся благодаря утопленным болтам в стекло
- Крепление к стене без силикона

### NL


- Hoogte 1950 mm en verstelbereik van 25 - 50 mm
- Glasdikte schuifdeuren 8 mm
- Geteste waterdichtheid tot 11 liter/minuut
- Plaatsing wielen aan onderzijde garandeert ideale loop
- Kogelgelagerde wielen in hoogte verstelbaar
- Maximale stabiliteit door doorlopende steun en eenvoudige montage met sjabloon
- Ideale reiniging door verzonken schroeven in glas
- Siliconenvrije muuraansluiting en schaduwprofiel



**S-Lite SN**











# Toga

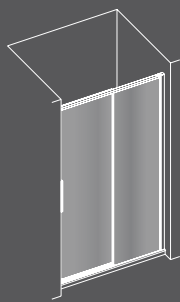


Design Provex

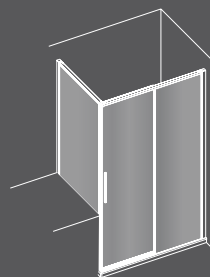




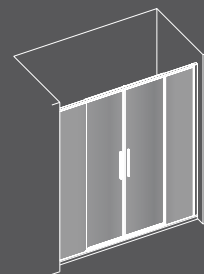




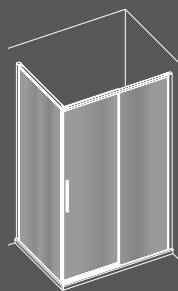
Toga **TN**



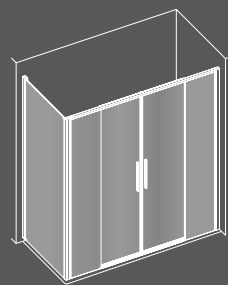
Toga **TN + TB**



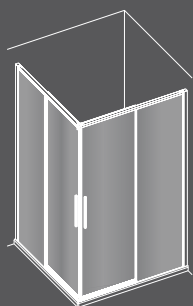
Toga **TI**



Toga **TN-1 + TW**



Toga **TI + TW-1**



Toga **TC**

## IT

- Design Provex con forma moderna e minimalista
- Altezza 2000 mm, spessore vetro 6 mm ed estensibilità da 25 – 50 mm
- Ruote di scorrimento con regolazione eccentrica
- Porte scorrevoli sganciabili per una pulizia più facile
- Reversibilità rende il box versatile
- I box doccia possono essere montati con o senza profilo a terra
- Tenuta stagna testata a 11 litri/minuto
- Profilo a parete senza bisogno di silicone

## DE

- Design Provex mit moderner und puristischer Formgebung
- Höhe 2000 mm, 6 mm Glas und Verstellbereich von 25-50 mm
- Laufräder mit exzentrischer Höhenverstellung
- Ideale Reinigung mit Aushängemechanismus der Tür
- Reversibilität gewährleistet einfache Abwicklung
- Kabine kann mit oder ohne Bodenleiste montiert werden
- Getestete Wasserdichtigkeit von 11 Liter/Minute
- Silikonfreier Wandanschluss

## ENG

- Studio Provex, modern and minimalistic design
- Height 2000 mm, glass 6 mm and adjustment 25-50 mm
- Precision bearing wheels featuring eccentric height adjustment
- Base of sliding doors releasable for easy cleaning
- Fully reversible for ease of ordering and installation
- The enclosure can be installed with or without bottom profile
- Tested to be watertight 11 litres per minute
- Silicone free wall junction

## ES

- Diseño Provex con una forma moderna y minimalista
- Altura 2000 mm, vidrio 6 mm y extensibilidad de 25 – 50 mm
- Rodamientos para el deslizamiento con ajuste excéntrico
- Puerta deslizante desmontable para una limpieza fácil
- Reversible, para más versatilidad
- Todas las cabinas se puede montar con o sin perfil a suelo
- Estanqueidad comprobada para caudal de 11 litros/minutos
- Fijación a pared sin necesidad de silicona

## RU

- Дизайн от студии Provex с современными и минималистичными формами
- Высота 2000 мм, толщина стекла 6 мм, диапазон регулировки 25-50 мм
- Раздвижные двери с возможностью регулировки по высоте
- Все подвижные элементы с легкостью высвобождаются для облегчения очистки и ухода
- Реверсивные двери
- Изделия могут быть смонтированы с/без напольного профиля
- Проверенная герметичность до 11 л/мин.
- Вертикальный профиль не требует нанесения силиконового герметика

## NL

- Studio Provex, modern en minimalistisch ontwerp
- Hoogte 2000 mm, 6 mm gehard glas en verstelbereik van 25-50 mm
- Loopwielen met glijlagers en excentrische hoogteverstelling
- Ideale reiniging dankzij het deuropenings-mechanisme
- Omkeerbaarheid zorgt voor eenvoudige verwerking
- De cabine kan met of zonder vloerdorpel worden geïnstalleerd
- Geteste waterbestendigheid van 11 liter/minuut
- Siliconenvrije muuraansluiting












**Toga TN-1 + TW**



**Toga TI + TW-1**









# Arco Arco Magnet Arco Free

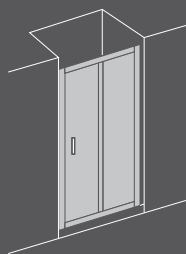


Design Provex

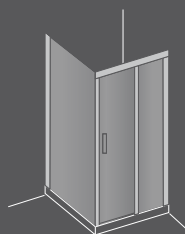




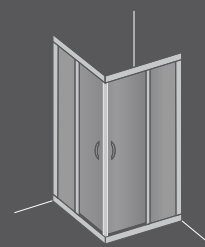
Arco Free **AN-4 + WD-4**



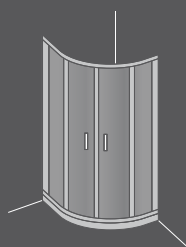
Arco/Arco Free **AN**



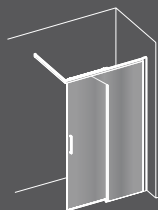
Arco/Arco Free **AN + WD-1**



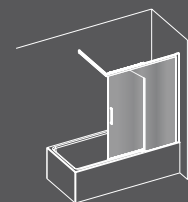
Arco/Arco Free **AE**



Arco **AR**



Arco Free **AB-5**



Arco Free **AB-2**



# ARCO ARCO MAGNET ARCO FREE

## models

### IT

- Massima stabilità e design appropriato
- Estensibilità da 25 – 45 mm
- Tenuta stagna testata a 15 litri/minuto
- Tutte le porte scorrevoli sono sganciabili per una pulizia più facile
- Tutti i box sono premontati e devono solo essere fissati
- Montaggio semplice con sistema SMS
- Profilo a parete senza bisogno di silicone

### DE

- Höchste Stabilität und treffendes Design
- Verstellbereich von 25 – 45 mm
- Getestete Wasserdichtheit 15 Liter/Minute
- Alle Schiebeelemente sind zur besseren Reinigung ausklinkbar
- Alle Kabinen sind vormontiert und brauchen nur mehr befestigt zu werden
- Einfachste Montage mit SMS-System
- Silikonfreier Wandanschluss

### ENG

- Highest stability and appropriate design
- The shower enclosures adjust from 25 - 45 mm
- Tested to be watertight 15 litres per minute
- All sliding elements release for easier cleaning
- All cabs are pre-mounted and only need to be fixed
- Simplest assembly with SMS system
- Silicone free wall junction

### ES



- Máxima estabilidad y diseño apropiado
- Extensibilidad de 25 – 45 mm
- No sale el agua al exterior hasta 15 litros/minutos
- Las puertas corredizas se deslizan con gran facilidad
- Todas las cabinas van premontadas y sólo deben de ser fijadas
- Montaje simple con sistema SMS
- Fijación a pared sin necesidad de silicona

### RU

- Высокая стабильность и универсальный дизайн
- диапазон регулировки кабин от 25 до 45 мм
- Испытанная герметичность 15 л/мин.
- все раздвижные элементы снимаются для упрощения очистки
- Все кабины уже собраны. Их следует только закрепить
- Простой монтаж благодаря системе быстрого монтажа
- Крепление к стене без силикона

### NL

- Maximale stabiliteit en treffend design
- Verstellbereik cabines 25 - 45 mm
- Geteste waterdichtheid tot 15 liter/minuut
- Alle schuivende delen zijn uitklikbaar voor eenvoudige reiniging
- Alle cabines zijn voormonteerd en hoeven niet meer bevestigd te worden
- Eenvoudige montage met SMS-systeem
- Siliconenvrije muuraansluiting











Arco Free AN-2 + WD-1



Arco Free AB-5







# Classic

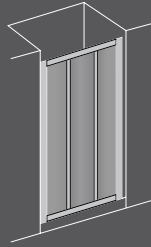


Provex Design

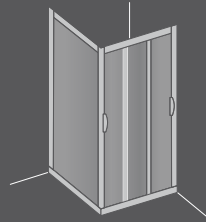




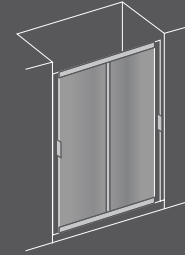




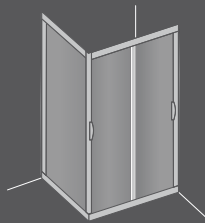
Classic **FC**



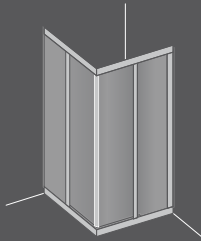
Classic **FC + WC**



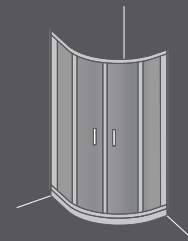
Classic **NC**



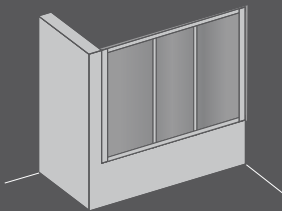
Classic **NC + WC**



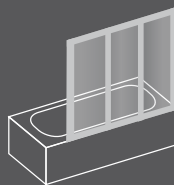
Classic **EC**



Classic **RC**



Classic **BC**



Classic **PT**



Classic **PT**

# CLASSIC

## models

### IT

- Massima stabilità e design appropriato
- Estensibilità da 25 - 45 mm
- Tenuta stagna testata a 15 litri/minuto
- Tutte le porte scorrevoli sono sganciabili per una pulizia più facile
- Tutti i box sono premontati e devono solo essere fissati
- Montaggio semplice con sistema SMS

### DE

- Höchste Stabilität und treffendes Design
- Verstellbereich von 25 – 45 mm
- Getestete Wasserdichtheit 15 Liter/Minute
- Alle Schiebeelemente sind zur besseren Reinigung ausklinkbar
- Alle Kabinen sind vormontiert und brauchen nur mehr befestigt zu werden
- Einfachste Montage mit SMS-System

### ENG

- Highest stability and appropriate design
- Adjustment from 25 - 45 mm
- Tested to be watertight 15 litres per minute
- All sliding elements release for easier cleaning
- All cabs are pre-mounted and only need to be fixed
- Simplest assembly with SMS system

### ES

- Máxima estabilidad y diseño apropiado
- Extensibilidad de 25 – 45 mm
- No sale el agua al exterior hasta 15 litros/minutos
- Las puertas corredizas se deslizan con gran facilidad
- Todas las cabinas van premontadas y sólo deben de ser fijadas
- Montaje simple con sistema SMS

### RU

- Высокая стабильность и универсальный дизайн
- диапазон регулировки кабин от 25 до 45 мм
- Испытанная герметичность 15 л/мин.
- все раздвижные элементы снимаются для упрощения очистки
- Все кабины уже собраны. Их следует только закрепить
- Простой монтаж благодаря системе быстрого монтажа

### NL

- Maximale stabiliteit en treffend design
- Verstellbereik cabines van 25 – 50 mm (25mm voor badklapwand)
- Alle schuivende delen zijn uitklikbaar voor eenvoudige reiniging
- Alle cabines zijn voormonteerd en hoeven niet meer bevestigd te worden
- Eenvoudige montage met SMS-systeem
- De badwand is 180° draaibaar
- Elementen met liftstelsel voor badklapwand















**PROVEX**

comfort in the bathroom

**FEEL COMFORT**

Libertà di movimento in uno spazio confortevole e sicuro  
Bewegungsfreiheit in einem komfortablen und sicherem Umfeld  
Easy access in a comfortable and safe area




E  
F  
O  
R  
T





# serie 500

A.M. design & Talocci Design








# serie 500



Design Talocci + Pallocca



Sitz- und Grifffsystem  
Belastbarkeit TÜV 130/160 kg  
Aluminium und Edelstahl verchromt

Sistema di maniglioni e sedili  
Portata massima TÜV 130/160 kg  
Alluminio e acciaio inox cromato

Grab bar and seat-system  
Load bearing TÜV 130/160 kg  
Aluminium and stainless steel chrome

Systeem handgrepen en zitting  
Belastbaarheid TÜV 130/160 kg  
Aluminium en roestvrij staal verchromd

Système de poignée et de siège  
Résistance TÜV 130/160 kg  
L'aluminium et acier affiné chrome

# serie 500



Design A.M. design





# serie 500




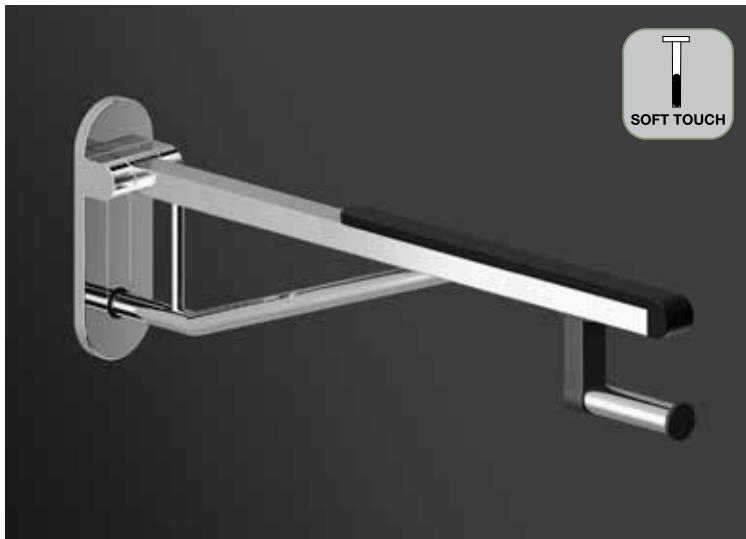
Design A.M. design



# serie 500



Design Talocci



# serie 400



Design Provex - Talocci







# serie 400



Design Provex - Talocci





Sitz-und Grifffsystem  
Belastbarkeit TÜV 130 -150 kg  
Aluminium und Edelstahl verchromt

Sistema di maniglioni e sedili  
Portata massima TÜV 130 -150 kg  
Alluminio e acciaio inox cromato

Seat and grab bar-system  
Load bearing TÜV 130 - 150 kg  
Aluminium and Inox steel chrome

Systeem de handgrepen en zitting  
Belastbaarheid 130-150 kg TÜV  
Aluminium en roestvrij staal verchromd

Système de siège et de poignée  
Résistance TÜV 130-150 kg  
L'aluminium et acier affiné chrome



# serie 300

Design Provex - Talocci





# serie 300

Design Provex - Talocci



Sitz-und Grifffsystem  
Belastbarkeit TÜV 130 - 150 kg  
Aluminium und Edelstahl satiniert/verchromt

Sistema di maniglioni e sedili  
Portata massima TÜV 130 - 150 kg  
Alluminio e acciaio inox satinato/cromo

Seat and grab bar-system  
Load bearing TÜV 130 - 150 kg  
Aluminium and Inox steel satin/chrome

Systeem de handgrepen en zitting  
Belastbaarheid 130-150 kg TÜV  
Aluminium en roestvrij staal gesatineerd/verchromd

Système de siège et de poignée  
Résistance TÜV 130-150 kg  
L'aluminium et acier affiné satiné /chrome





# serie 300



Design Talocci



# serie 250

Design Provex








# serie 250



Design Provex





Griffsystem  
 Belastbarkeit TÜV 120 -130 kg  
 Aluminium pulverbeschichtet PRO SENSE®

Sistema di maniglioni  
 Portata massima TÜV 120 -130 kg  
 Alluminio verniciato a polvere PRO SENSE®

Grab bar-system  
 Load bearing TÜV 120 - 130 kg  
 Aluminium powder coated PRO SENSE®

Systeem de handgrepen  
 Belastbaarheid 120-130 kg TUV  
 Aluminium poeder gecoat PRO SENSE®

Système de poignée  
 Résistance TÜV 120-130 kg  
 Revêtement en poudre d'aluminium PRO SENSE®

# serie 200



Design Provex








# serie 150




Design Provex



# serie 100



Design Talocci



# OUR COMMON

Wir sind ständig auf der Suche nach etwas Besonderem, um unseren Kunden zeitgemäße Lösungen anbieten zu können – die Zusammenarbeit soll ständig weiterentwickelt, verbessert und erfolgreich gestaltet werden. Wir schaffen Platz für neue, kreative und gemeinsame Lösungen - diese führen in einem offenen und aufrichtigem Wissens- und Erfahrungsaustausch zum gemeinsamen Erfolg.

---

Siamo costantemente alla ricerca di qualcosa di particolare, per offrire ai nostri clienti soluzioni al passo con i tempi, ma anche per migliorare, alleggerire e far evolvere le loro modalità di lavoro. Creiamo spazi per idee e soluzioni nuove e creative, e queste, all'interno di un contesto aperto e schietto dove tutti i soggetti partecipano ad un reciproco scambio di conoscenze, portano al successo comune.

We are constantly searching for something special, in order to offer our customers up to date solutions, but also in order to improve, to ease and to help evolve their working models. We create room for new and creative ideas and solutions in an open and frank context, where all parties participate in a mutual exchange, leading to a common success.

# SUCCESS









**PROVEX**





**Provex Industrie GmbH/S.r.l.**  
Industriezone Nord 10 / Zona Industriale Nord  
I-39031 Bruneck / Brunico (BZ)  
Fon: +39 0474 57 15 11  
Fon-sales: +39 0474 57 15 34-37  
Fax: +39 0474 57 15 71  
info@provex.eu  
www.provex.eu

FOLLOW US ON

